



Education Development for a Global Experience



**ONLINE DISTANCE LEARNING PLATFORM**

**HOW TO STUDY USING THIS COURSE?**

## ONLINE DISTANCE LEARNING PLATFORM

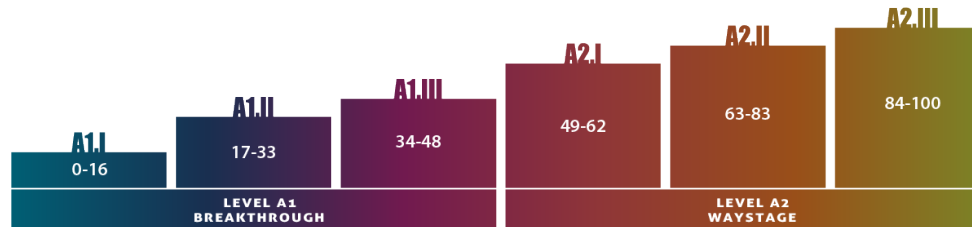
### HOW TO STUDY USING THIS COURSE?

Dear student ,

Welcome to your online course with **Cambridge Institute**. Please, read the following instructions carefully in order to fully understand mhow to use our online platform to learn English.

Our courses follow the model established by the Common European Framework for Languages (CEFL). We are currently offering one of its levels: A1, since it is the most basic one, and A2 is the most advanced one.

The levels have been divided according to the following diagram:



Our plataform uses a learning system which alternates theory and practice. The course will be developed entirely in French: this has proved to be a much more efficient method for students to get used to working in that language.

## ONLINE DISTANCE LEARNING PLATFORM

### HOW TO STUDY USING THIS COURSE?

## HOW TO ACCESS THE EXERCICES?

Once inside your course, you can access the exercises by clicking on one of the links displayed in each section as shown in the picture below:

On the page these links take you to, only click the blue button either to start the exercises for the first time or to keep working on your latest try.

### Unité 2



### SALUT, ÇA VA ?

Quelle est votre nationalité ?

Comment tu t'appelles ?

Présentations

Bingo !

Se saluer en France



Quelle est votre nationalité ?

Quelle est votre nationalité ?

Grading method: Average grade

Attempts: 12

Start studying now

## ONLINE DISTANCE LEARNING PLATFORM

### HOW TO STUDY USING THIS COURSE?

Every unit has different sections:

## OBSERVER ET ÉCOUTER - WATCH & LISTEN

Each unit has a Listening section which is related to the topic of the unit. Its size and complexity will vary depending on the level. This allows you to develop both oral and written comprehension skills. The first thing we will ask you to do here is to click on "Play" button, in order for you to listen to the selected extract(s) for each unit.

The section Watch & Listen includes a series of exercises to test your level of comprehension. You can always have access to the transcript of the recording by simply clicking the button "Show Transcript".

### OBSERVEZ ET ÉCOUTEZ

Quelle est votre nationalité ?



Je suis français.



## ONLINE DISTANCE LEARNING PLATFORM

### HOW TO STUDY USING THIS COURSE?

## GRAMMAIRE - GRAMMAR

In each unit there is a new grammar topic introduced. The topic is integrated into the unit theme. There are both detailed explanations and exercises included to implement what you have learned.

### (æ) GRAMMAIRE

#### Les relatifs simples : « que » et « qui ».

Pour relier plusieurs phrases sans répéter les noms, on utilise un relatif :

*Un homme est là. L'homme est brun.*

*L'homme **qui** est là est brun.*

« **QUI** » : reprend le sujet (personne ou chose) du verbe qui suit.

*La femme **qui** passe porte un bonnet qui est très joli.*

« **QUE** » : reprend le complément d'objet (personne ou chose) du verbe qui suit.

*La femme **que** je regarde porte un bonnet que j'adore.*

#### Attention :

On fait l'élision avec « **que** » mais pas avec « **qui** » :

*La femme **qu'il** aime est brune.*

*La femme **qui** arrive est brune.*

## ONLINE DISTANCE LEARNING PLATFORM

### HOW TO STUDY USING THIS COURSE?

## POINT CULTURE - CULTURAL POINT

Knowing a language is to know a culture. Therefore, in each unit we have created a text with corresponding exercises which allow students to approach the French culture while developing their listening and writing skills.

### POINT CULTURE

À louer en France !

Si vous voulez habiter en France, il est nécessaire de connaître quelques mots typiquement français. Observez !

À louer. Toulouse.

Appartement en centre-ville.

Dans petite copropriété.

T2, 43 m<sup>2</sup>, balcon 9m<sup>2</sup>.

Comprend un séjour, une cuisine indépendante et équipée, deux chambres. Parking privé.

Entièrement rénové.

Proche école.

Prix 760 Euros charges comprises. Frais d'agence : 693euros. Caution : Un mois.

Intéressé : Déposer dossier à [www.toutmaison.com](http://www.toutmaison.com)



## ONLINE DISTANCE LEARNING PLATFORM

### HOW TO STUDY USING THIS COURSE?

## VOCABULAIRE - VOCABULARY

This section includes glossaries or images adapted to the contents of the unit. It offers a series of exercises which allows you to consolidate the knowledge acquired in a theoretical part. In the initial levels you can listen to vocabulary words in order to improve your understanding.

**VOCABULAIRE**

### Les professions

	
Je suis chanteuse.	Je suis ouvrier.
	
Je suis réalisateur.	Je suis professeur.


## ONLINE DISTANCE LEARNING PLATFORM

### HOW TO STUDY USING THIS COURSE?

In the units you can find a typology of multiple exercises. Further on we will explain in detail the typology to facilitate how to solve them.

#### Fill in the blank exercises

In this type of exercises you have to fill in the blanks with the corresponding words.

 EXERCICE

**Écoutez et complétez :**

Ce matin, je me réveille plus tôt que d'habitude. Un grand bruit retentit. J'entre dans le salon et qu'est-ce que je vois ?  !

L'ordinateur est sous la table, au milieu des chaises et le bureau est à l'envers. Il y a une bouteille et deux verres par terre, sous le fauteuil, à droite...  Mon canapé est aussi debout contre le mur à droite!  
 , non ?

En plus, il y a une chaise sur le mur, la lampe du salon est sur la table et la persienne est cassée.  
 !

#### Important!

When you write sentences or words in the blanks, if you need to use contractions, remember to put an apostrophe ( ' ) and not a graphic accent ( ´ ). Also do not use a full stop ( . ), in order for the system to be able to recognize your answers as the correct ones.

## ONLINE DISTANCE LEARNING PLATFORM

### HOW TO STUDY USING THIS COURSE?

#### Multichoice exercises

Here you have to choose a correct option among a range of possible answers.

#### EXERCICE

Choisissez la bonne réponse :

[1] – Paul et Andrée ont

[2] – Leur petite-fille s'appelle

[3] – Paul et Andrée aiment

[4] – Ils veulent  avec Alice.

[5] – Ils ont déjà fait une randonnée

[6] – Ils ont déjà  avec Alice.

## ONLINE DISTANCE LEARNING PLATFORM

### HOW TO STUDY USING THIS COURSE?

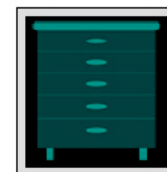
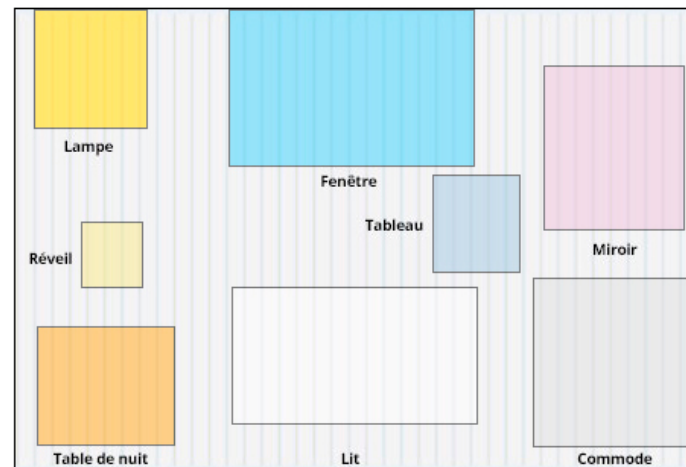
#### Drag and Drop Exercise

Here you have to choose the correct option among a range of possible answers and then drag and drop it in the corresponding position.

Remember that these type of exercises you cannot do on tablets or smartphones. For their correct performance you have to access to a computer.

#### EXERCICE

Après avoir trouvé son salon sens dessus dessous, Jean Louis a décidé de déménager. Pouvez-vous l'aider à meubler sa chambre ? Faites glisser les photos :



## ONLINE DISTANCE LEARNING PLATFORM

### HOW TO STUDY USING THIS COURSE?






#### Writing exercises

In this type of exercise you will have to do a short writing about a proposed topic. After doing so, send us your text in order for it to be corrected by our teachers in **24 to 48 hours**.

#### EXERCICE

**Imaginez ce que Ginette dit quand elle arrive à la pharmacie. Faites des phrases avec l'expression de la quantité et les éléments suivants (qui apparaissent sans articles) :**

- savon
- aspirine (deux boîtes)
- sirop (250 ml)
- crème solaire
- crème pour les mains

Paragraph ▼ B I     

Path: p

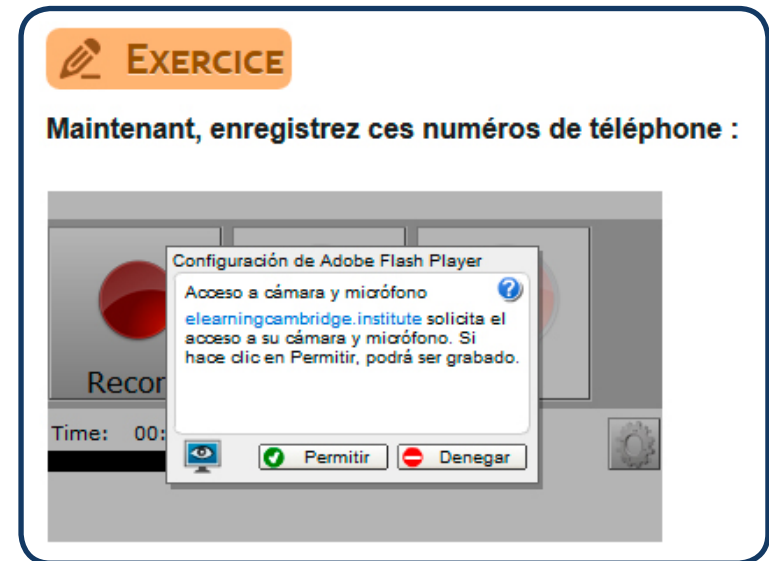

## ONLINE DISTANCE LEARNING PLATFORM

### HOW TO STUDY USING THIS COURSE?

#### Pronunciation

In the pronunciation part you have to record yourself to practice your pronunciation. To do that, click on the red circle button (REC), followed by marking "allow" in the pop-up window, and lastly saying the phrase or word. When finished, click on the red square button STOP. Listen to yourself by clicking on the green button.

Remember that these type of exercises you cannot do on tablets or smartphones. For a correct performance you have to access to a computer.



In case of still experiencing problems with the recording after reading the indications above (the process of sending your recording is done automatically), examine and follow the suggested steps in the FAQs guide (Frequently Asked Questions).