



Education Development for a Global Experience



ONLINE DISTANCE LEARNING PLATFORM

HOW TO STUDY USING THIS COURSE?

ONLINE DISTANCE LEARNING PLATFORM

HOW TO STUDY USING THIS COURSE?

Dear student,

Welcome to your online course provided by Cambridge Institute. Please read the following instructions carefully, so you can make the best out of your course and learn Goethe's language.

Our course complies with the standards of the Common European Framework of Reference for Languages (CEFR) and is currently available for basic levels – A1.I and A1.II.

Our platform alternates **theory and practical** exercises. The whole course is developed in the target language, that is, German. It is proven that this is best way to learn a foreign language and although it demands a little more effort in the beginning, its results are more lasting and effective.

On the right-sided bar you will find the **Duden Online Dictionary** to help you with any difficult word/expression whose definition you might need search in German.

Also, some technical aspects to take into account:



WINDOWS USERS
Press ALT + 255

MAC USERS
Press ALT+s

- Do not include full stop/period (.) in words or sentences you write in gaps. If you do so, the system will not recognize your answer as correct.
- You are allowed unlimited attempts in all exercises/quizzes, except the ones that require recording your voice. These exercises are limited to 5 attempts. Please note that these exercises are not corrected by the system, but by a teacher. Therefore, we ask you to please wait for the correction and feedback before you do the next attempt, so you can take full profit of all 5 attempts given.

ONLINE DISTANCE LEARNING PLATFORM

HOW TO STUDY USING THIS COURSE?

HOW TO ACCESS THE EXERCISES?

Once inside your course, you can access the exercises by clicking on one of the links displayed in each section as shown in the picture below:

Hallo!



LEKTION 2

Die Begrüßung und der Abschied

Personalpronomen

Vorstellungen

Informationen: Die Herkunft



The screenshot shows the Cambridge Institute online learning platform interface. At the top, there is a blue header with the Cambridge Institute logo and the tagline "Education Development for a Global Experience". Below the logo, there are three language selection buttons: "Deutsch" with a German flag, "Français" with a French flag, and "中国" with a Chinese flag. Below the header, there is a navigation bar with a home icon and the text "English (en) Home Courses Deutsch Lernen Deu-As.I Die Begrüßung und der Abschied". Below the navigation bar, the main content area displays "Die Begrüßung und der Abschied". To the right of the main content, there is a "Start studying now" button. Above the button, there is a "Grading method: Average grade" label and "Attempts: 2912" text. A red arrow points to the "Start studying now" button.

ONLINE DISTANCE LEARNING PLATFORM

HOW TO STUDY USING THIS COURSE?

The course is organized in units/topics and each one helps you develop different language skills.

THE ALPHABET

The first unit of the A1.I German course teaches you how to read /spell the alphabet in German.

GRAMMAR

This section comes with an explanation box, where you can study the topic proposed and see some examples. This explanation is followed by exercises, which can be filling in the gaps, rewriting sentences, choosing the best/correct option, correct sentences or write short texts.

Question 1
Not yet answered
Marked out of 22.00
[Flag question](#)
[Edit question](#)

Konjugieren Sie die regelmäßigen Verben:

LEBEN

ich leb

du leb

er, sie, es leb

Sie leb

wir leb

sie leb

Sie leb

ONLINE DISTANCE LEARNING PLATFORM




HOW TO STUDY USING THIS COURSE?

VOCABULARY

First you will see a vocabulary list, generally with images so you can learn the new terms. After that you will have exercises to put this vocabulary in practice. These exercises can be replacing synonyms, putting words in order to make sentences, checking if given sentences are right or wrong and filling in the gaps.

Question 1
Not yet answered
Marked out of 1.00
Flag question
Edit question

Ergänzen Sie die Tabelle mit den Berufen:
Was bist du von Beruf? / Was sind Sie von Beruf?

				
<input type="text"/>	<input type="text"/>	<input type="text"/>	<input type="text"/>	<input type="text"/>
				
<input type="text"/>	<input type="text"/>	<input type="text"/>	<input type="text"/>	<input type="text"/>

Der Mechaniker Die Hausfrau Die Künstlerin Der Pilot Die Friseurin Die Schriftstellerin Der Naturwissenschaftler Der Politiker
Der Taxifahrer Der Maler

ONLINE DISTANCE LEARNING PLATFORM

HOW TO STUDY USING THIS COURSE?

READING


In this section you will have a short reading extract and some reading comprehension questions to answer. These questions can be True/False type, or multiple choice ones.

Information

▼ Flag question

✎ Edit question

Textverständnis. Lesen Sie den Text. Achtung! *und, aber, sondern, denn* haben Position null!



„Joachim steht montags, mittwochs und freitags um 7:30 Uhr früh auf. Er steht dienstags und donnerstags um 9:30 Uhr auf. Montags, mittwochs und freitags frühstückt er Kaffee und Brot mit Marmelade aber er frühstückt dienstags und donnerstags Tee und Brot mit Schokolade. Montags, mittwochs und freitags geht er zum Deutschkurs. Er geht dienstags und donnerstags schwimmen...“

Question 1

Not yet answered

Marked out of 1.00

▼ Flag question

✎ Edit question

Jetzt antworten Sie die Fragen über den Text:

1. Frühstück Joachim *immer* Kaffee und Brot mit Marmelade am Montag, am Mittwoch und am Freitag?

Select one:

a. richtig


b. falsch

ONLINE DISTANCE LEARNING PLATFORM**HOW TO STUDY USING THIS COURSE?****LISTENING**

Here you will have a listening extract, recorded by native speakers. You should listen carefully to the extract (we recommend that you listen to it twice), taking notes, and then try to do the exercise. You may be asked to answer questions of True/False, choose the best alternative, filling in the gaps or writing a short paragraph.

Question 5
Not yet answered
Marked out of 6.00
[Flag question](#)
[Edit question](#)

Hören und schreiben Sie die Uhrzeiten:
Beispiel: 13:53



1.

2.

3.

4.

5.

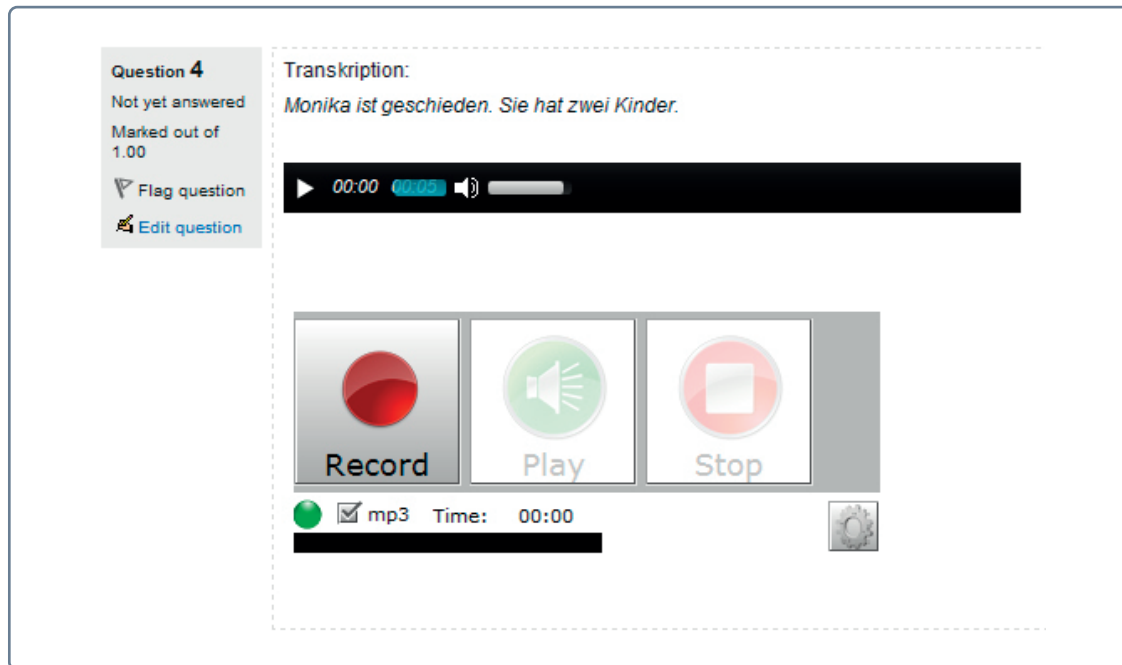
6.

ONLINE DISTANCE LEARNING PLATFORM

HOW TO STUDY USING THIS COURSE?

PRONUNCIATION

In this section you must listen to a short listening extract (generally a sentence), study its pronunciation and then record your voice repeating the text proposed, imitating the German pronunciation. To record your voice you must have a microphone, make sure it is working in the platform, press the REC button, speak, press the STOP button and submit the answers at the end of the quiz. Please note that for these exercises you have 5 attempts and you must allow 72 hours for a teacher to correct it and give you a feedback.



The screenshot shows a user interface for a pronunciation exercise. On the left, a sidebar displays 'Question 4', 'Not yet answered', 'Marked out of 1.00', and options to 'Flag question' and 'Edit question'. The main area features a transcription: 'Monika ist geschieden. Sie hat zwei Kinder.' Below this is a media player with a play button, a progress bar at 00:00, and a volume icon. At the bottom, there are three large buttons: 'Record' (red circle), 'Play' (green speaker icon), and 'Stop' (red square icon). Below these buttons, a green circle indicates the recording format is 'mp3' and the 'Time' is '00:00'. A small gear icon is visible in the bottom right corner of the interface.