



Education Development for a Global Experience



GENERAL SPANISH COURSE

HOW TO STUDY THIS COURSE?

GENERAL SPANISH COURSE

HOW TO STUDY THIS COURSE?

Dear student ,

Welcome to your online Spanish course with Cambridge Institute. Please read the following instructions carefully because they will help you understand how to use the platform effectively, take full advantage of this course and learn the language of Miguel de Cervantes.

Our course follows the guidelines of the Common European Framework of Reference for Languages (CEFRL) and the Basic level A1 is divided in two parts: A1.I and A1.II.

Our platform works with alternating theory and practice. Also, following the best practices of language teaching, your course is completely developed in Spanish. This method, although harder at first, is proven to be the best way to help students learn a foreign language effectively.

On the top right part of the screen you will find a dictionary, which can help you translate any word to English and other languages that might be useful to you. Also, whenever you want to check the meaning of a word (that is not in an image), you can simply select the word with a double click and a pop-up will open, showing you the definition of the word and the options for translation available.

Please, pay attention to the following technical details:

- Use accent marks (´), not apostrophes (').

If you do not have a Spanish keyboard:



WINDOWS USERS

For an accent mark: press Ctrl+´, and then the vowel you want. When you want to put an accent mark on a capital letter, press Ctrl+´, and then Shift + the vowel you want.

MAC USERS

For an accent mark: press Option+E, and then the vowel you want. When you want to put an accent mark on a capital letter press Option+E, and then Shift + the vowel you want.



WINDOWS USERS

For the letter ñ: press AltGr+4 and then the letter n.

MAC USERS

For the letter ñ: press Option+N and then the letter n.

- Do not include period (.) after the words or sentences you write in gapped and rewriting exercises, otherwise the system will not be able to correct your answer and will mark it as wrong.

- You have five attempts to do each exercise. Please note that pronunciation and writing exercises are not corrected automatically, but by a tutor who gives you a personalized feedback. Hence, please wait for the feedback before you do another attempt of the same exercise.

GENERAL SPANISH COURSE

HOW TO STUDY THIS COURSE?

HOW TO ACCESS THE EXERCISES?

Once inside your course, you can access the exercises by clicking on one of the links displayed in each section as shown in the picture below:

Unidad 2 Presentaciones



UNIDAD 2 - PRESENTACIONES

Presentaciones

Saludos, despedidas y presentaciones

On the page these links take you to, only click the blue button either to start the exercises for the first time or to keep working on your latest try.



**CAMBRIDGE
INSTITUTE**
Education Development for a Global Experience

Español

English (en) ▾ Home ▶ Courses ▶ Cursos de Español para Extranjeros ▶ CE - A1.I ▶ Presentaciones

Presentaciones

Attempts allowed: 5
Grading method: Average grade

Attempts: 1561

Start studying now

GENERAL SPANISH COURSE

HOW TO STUDY THIS COURSE?

The online course consists of units subdivided into specific sections:

EL ALFABETO

In the first unit of level A1.I you will find a presentation of the Spanish alphabet, followed by a series of exercises that will teach you how to spell. In some exercises you will have to record your voice (pic.1) whereas in others you will have to guess the word by reading how the letters are pronounced individually (pic. 2).

Grábate deletreando estas palabras primero y luego diciéndolas:

ge-erre-a-ce-i-a-s gracias

ge-a-te-o gato

E mayúscula-ese-pe-a-eñe-o-ele Español

uve-e-erre-ge-u con diéresis-e-ene-zeta-a vergüenza

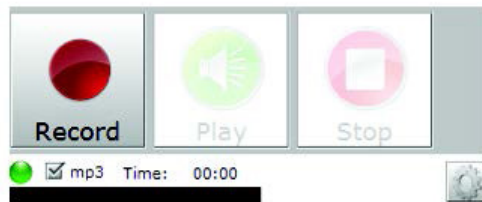
ce-u-erre-ese-o curso

jota-a-eme-o con tilde-ene jamón

e-ese-te-de-u-i-a-ene-te-e estudiante

ele-e-ene-ge-u-a-jota-e lenguaje

erre-a-te-o con tilde-ene ratón



Escribe las palabras deletreadas.

1. ce, o, ce, hache, e
2. de, o con tilde, ene, de, e
3. e, ene, ce, a, ene, te, a, de, o
4. jota mayúscula, a, i, eme, e
5. eme, a, eñe, a, ene, a

2.

1.

GENERAL SPANISH COURSE**HOW TO STUDY THIS COURSE?****GRAMÁTICA**

In this section you will find an explanation of a certain grammatical topic and will have a series of exercises to practice what you have learned. The activities here can be filling the gaps, choosing the best option in a certain context and even producing short texts. Picture 1 shows a filling the gaps exercise.

Question 1

Not yet answered

Marked out of
10.00

Flag question

Completa las oraciones utilizando los determinantes demostrativos e indefinidos adecuados.

1. No tengo camisa blanca.
2. de allí es mi casa.
3. El día fuimos al cine con los niños.
4. Tengo jersey negro en el armario del fondo.
5. Quiero comprarme botas nuevas.
6. zapatos son de ante marrón. (Distancia media)
7. A: ¿Tienes cinturón rojo?
B: No, no tengo .
8. A: ¿Tienes azúcar para hacer la tarta?
B: No, tengo .

1.


GENERAL SPANISH COURSE

HOW TO STUDY THIS COURSE?

VOCABULARIO

You will be presented with a vocabulary list in each unit. Then you will have the opportunity to practice these words in a series of exercises as well. You may have to complete sentences or write sentences using the prompts given as you can see in Pictures 1 and 2.

3. Completa las oraciones con la información necesaria. Algunos verbos que tienes que utilizar están entre paréntesis:



Él (llamarse) _____ Hugh Laurie. (ser) _____ inglés. _____ en Londres. _____ 53 años.

1.

Question 1
Not yet answered
Marked out of 10.00
Flag question

Pon las siguientes frases en orden:

1. cerezas / rojas / las / son.

2. es / madera / la / marrón.

3. amarillo / el / es / sol.

4. blancos / cisnes / los / son.

2.

GENERAL SPANISH COURSE

HOW TO STUDY THIS COURSE?

COMPRENSIÓN ESCRITA

Here you will find a text and some reading comprehension questions. These question types can be: choose the best alternative, true or false or an open ended question, whose answer will be corrected by a tutor. Please allow 48-72 hours for correction.

1.

Question

ME ENCANTA MADRID

Madrid es conocida por muchas cosas, pero lo que más me gusta de esta ciudad es la comida. Si, en Madrid puedes ver el Palacio Real, la Plaza Mayor, el famoso Oso y el Madroño, o pasear por El Retiro, entre otras muchas cosas. Pero hoy vamos a centrarnos en la comida.

Madrid es un lugar famoso por sus tapas. Las tapas se suelen tomar acompañadas por una caña de cerveza, una copa de vino o un refresco, y son pequeñas porciones de comida. Probablemente las mejores tostas de Madrid estén en la Piconera, en Sol. Tiene una variedad de más de 20 tostas y una carta de tapas muy variada. Destacan, además, los ibéricos variados, y los quesos de todo tipo.

2.

Question 1

Elige la respuesta correcta para cada pregunta:

1 answered
0 out of 4.00
1 question

a) Según el artículo, ¿por qué tipo de cosas es famosa la ciudad de Madrid?

b) Si eres goloso...

c) ¿Madrid es famoso por sus platos principales o por sus dulces?

d) ¿Cuál es el mejor sitio para comer si tienes prisa?

GENERAL SPANISH COURSE

HOW TO STUDY THIS COURSE?

COMPRENSIÓN ORAL

Here you press Play, (in red in Pic. 1), so you can listen to recording(s) available in each unit. Then you will find comprehension questions to check your understanding of what you have heard. Please note that here, as well as in the "Comprensión Escrita" you also have the opportunity to learn new vocabulary, so make use of the dictionary and make sure you keep a notebook with you. When you click on "show transcript" (in purple in Pic. 1) you have the transcript of the recording. Here the question types can also be: choose the best alternative, true or false or an open ended question, whose answer will be corrected by a tutor Please allow **48-72 hours for correction**.

1.



Completa el diálogo con la información que escuches:

Gabriel: ¿Sí?

Raquel: ¡Hola! ¿Gabriel?

Gabriel: Sí dime.

Raquel: Soy [], ¿Qué tal?

Gabriel: [], ¿y tú?

Raquel: Bien también. Oye, ¿cuándo es la boda de Miriam?

Gabriel: ¡Qué memoria! Es el [].

Raquel: ¡Oh, no!

Gabriel: ¿Por qué? ¿Qué pasa?

Raquel: ¡Porque hoy es []! Tengo 3 días para comprar un regalo y un ve

Gabriel: Si quieres, yo compro el regalo. Así que tienes el [] y el viernes pa

Raquel: ¡Ay, [], Gabriel!

Gabriel: ¡De nadal

GENERAL SPANISH COURSE

HOW TO STUDY THIS COURSE?

EXPRESIONES ÚTILES

Here you will find some useful expressions in Spanish. First read and try to understand them, then, listen and check how to pronounce them. After that you may have to answer some questions or complete sentences using the expressions you have learned. Sometimes you will be asked to record the conversations as the pictures below show you. Remember that when you send us a recording with your pronunciation you need to wait from **48 to 72 hours** to receive your personalized feedback.

1. Escucha los diálogos y repite las oraciones marcadas.

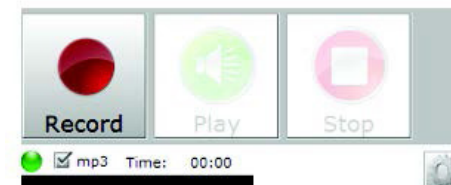
1. - **Perdone, (tengo) una pregunta: ¿Dónde está el museo del Prado?**
 - Está en la segunda calle a la derecha y luego giras en la primera a la izquierda.
 - **¿Puede repetir, por favor?**
 - Claro. Tuerce a la derecha en la segunda calle que te encuentres, y después gira a la izquierda en la siguiente.
 - **Entiendo. Vale, muchas gracias.**
2. (En el aula de la clase de español)
 - **Profesora, ¿cómo se dice "underground station" en español?**
 - Se dice "parada de metro", Kevin.
 - **Vale. Muchas gracias.**
3. - **Buenos días. ¿Me puedes ayudar, por favor?**
 - Sí, claro. Dime.
 - **¿Dónde puedo coger el autobús turístico?**
 - Mira, cruza la calle y al lado del kiosko, ahí se coge.
 - **¡Gracias!**

  Listening...



Elige la palabra correcta en cada oración.

1. A: ¿ al vóleibol?
 B: No a ningún deporte, pero gimnasia rítmica.
2. A: ¿ bien al tenis?
 B: Bueno, esquiar.



1.

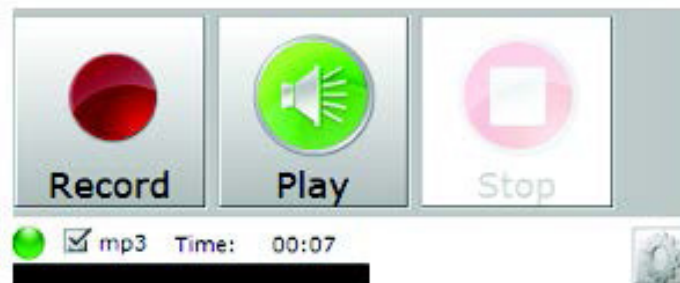
2.

3.

GENERAL SPANISH COURSE**HOW TO STUDY THIS COURSE?****PRONUNCIACIÓN**

First you will hear a conversation and then record it in your voice, so you can develop and improve your pronunciation in Spanish. Remember to follow the steps as presented in the task: Press Record, then a little pop-up will show and you press "allow". Now you can start speaking. When you finish, click on Stop. If you want you can hear your recording by clicking on Play. Remember that you have to wait from **48 to 72 hours** to receive the feedback from your tutor and then redo the exercise if necessary.

- Haz click en el **circulo rojo** para grabar tu voz. 
- Haz click en el botón **cuadrado** para parar la grabación. 
- Haz click en el **botón verde** para reproducir, escuchar tu voz y compararlo con la grabación original. 



1.

GENERAL SPANISH COURSE

HOW TO STUDY THIS COURSE?

REDACCIÓN

Here you will be asked to write a text – a note, a letter, etc. – related to a specific topic. Usually you will be given a model. You will receive the text correction in about **48 - 72 hours**.

Lee esta redacción en la que Estefanía se presenta:

Me llamo Estefanía y me apellido Sánchez, aunque todos me llaman Estefi. Soy española. Vivo en Móstoles, una ciudad al sur de Madrid. Tengo 26 años. Hablo francés porque mi madre es francesa, y también hablo portugués. Mi padre es de Lisboa. Soy profesora de español.

Escribe una breve redacción sobre ti usando el vocabulario que has aprendido.



The image shows a rich text editor interface. At the top, there is a toolbar with various icons for text formatting (bold, italic, underline), alignment (left, center, right), and other functions. Below the toolbar is a large, empty text area for writing. At the bottom of the text area, there is a status bar that reads "Path: p".

1.

GENERAL SPANISH COURSE**HOW TO STUDY THIS COURSE?****ENLACES DE INTERÉS**

On the right side of the screen you can find some links to interesting websites in Spanish. Although they are not part of our course, we recommend that you visit them so to have more contact with the Spanish language and culture:

• Radio and TV News

<http://elpais.com/> y <http://www.elmundo.es/> (general information)

<http://kiosko.net/es/general.html> (first pages of all newspapers in Spain)

<http://www.rtve.es/> (Radiotelevisión Española, here you can hear live radio or watch live TV in Spanish)

<http://as.com/> (one of the most important sports newspapers in Spain)

<http://www.hola.com/> (called “pink press” in Spain, this magazine deals with celebrities in general)

• Cómics

<http://www.mortadeloyfilemon.com/> (one of the most traditional comic strips in Spain)

• Humor

<http://www.elmundotoday.com/> (satirical newspaper)

<http://www.eljueves.es/> (weekly satirical magazine)